


Rice from Heaven:

The Secret Mission to Feed
North Koreans

Teacher's Guide



Written by Tina Cho

Illustrated by Keum Jin Song

Rice from Heaven: The Secret Mission to Feed North Koreans

By Tina Cho, illustrated by Keum Jin Song
Teacher's Guide

This teacher's guide is to be used with the picture book *Rice from Heaven: The Secret Mission to Feed North Koreans* by Tina Cho, illustrated by Keum Jin Song.

This is a powerful picture book on kindness, caring for others, taking action in what you believe, and tells about a reclusive country in which not much is known. Following are some lesson suggestions for using the activities.

1. Introduction to the book: Show the front cover. What do they notice? Do they see the pink map in the upper left hand corner? Locate North and South Korea on a map or globe. What do they think the people on the front are doing?
2. Before you read the book, you might give a little background on North Korea. Tell students it is a communist country, meaning the people are not free to do what they choose. It is a poor country, and the people are starving. (See back matter in the book.)
3. Discuss the title. Why do you think the author chose Rice from Heaven? Share that in the Bible (Exodus 16:4) God rained down bread from heaven called manna for the starving people of Israel. When the author participated in this kindness mission, she thought of this Bible story and knew she wanted to write a story called Rice from Heaven.
4. Cut out the question cards and put them in a basket or container. After reading the story, allow students to come up and choose a question to answer.
5. Story Map: Discuss what happened in the beginning, middle, and end. What could they write or draw about? This is a good way to check comprehension.
6. Compare/Contrast: Using a Venn Diagram or some other graphic organizer, contrast the two Koreas. What did the students glean from the illustrations and text? Draw and write about it.

Rice from Heaven

By Tina Cho, illustrated by Keum Jin Song
Teacher's Guide page 2

7. Informative Paragraph: Use this organizer for students to write their own informative paragraph. They could write facts about North Korea, South Korea, or both. Have them include an illustration on a separate sheet of paper.
8. Map: Color the map of North and South Korea.
9. Retell. Number the pictures in the correct order according to the story.
10. Word Search: Have fun finding key words from the story.
11. Coloring page: Have fun coloring.
12. Craft: Plastic bag balloon

NAME: _____ DATE: _____

Rice from Heaven by Tina Cho

L C M K F J R V N N T H S M V
G H L I D E J T L F F X G W I
U I R N S H D A B O P B R P L
J L N I E S Z I A R O D A H L
P D T A C B I I W Z I X I X A
Z R V R N E F O Z K B X N E G
A E R O K H N P N V N T U E E
N N Q Q G L A X H L D U X J R
V I Y A R S N I A T N U O M S
P O R E W O L F N U S F D E S
L G G P P A H E J Y I E M H C
Y O N V Q O W K Q E Z N B P B
H Q U K M H H I L R E C X V F
B D H S O W C D S Y M Y R J C
U A D A L M S N O O L L A B R

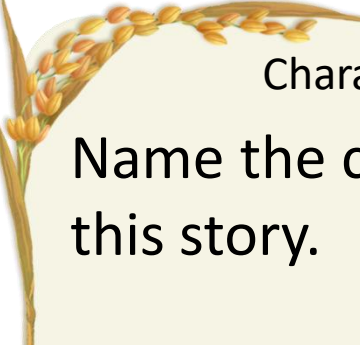
RICE
HEAVEN
KOREA
MOUNTAINS
BALLOONS
GRAIN
MISSION
VILLAGERS
HOPE
SUNFLOWER
HUNGRY
CHILDREN
FIELDS
RAIN

NAME: _____ DATE: _____

Rice from Heaven by Tina Cho

L C M K F J R V N N T H S M V
G H L I D E J T L F F X G W I
U I R N S H D A B O P B R P L
J L N I E S Z I A R O D A H L
P D T A C B I I W Z I X I X A
Z R V R N E F O Z K B X N E G
A E R O K H N P N V N T U E E
N N Q Q G L A X H L D U X J R
V I Y A R S N I A T N U O M S
P O R E W O L F N U S F D E S
L G G P P A H E J Y I E M H C
Y O N V Q O W K Q E Z N B P B
H Q U K M H H I L R E C X V F
B D H S O W C D S Y M Y R J C
U A D A L M S N O O L L A B R

RICE
HEAVEN
KOREA
MOUNTAINS
BALLOONS
GRAIN
MISSION
VILLAGERS
HOPE
SUNFLOWER
HUNGRY
CHILDREN
FIELDS
RAIN



Characters:

Name the characters in this story.


Yoori, her father, villagers, mean boy



Setting:

Name the settings.
Where did this story take place?


South Korea, village



Inference/Illustration:

On the second spread, why do you think the illustrator drew the picture on the left with bright colors and the picture on the right in brown and gray?


The illustrator wanted to show the difference between South & North Korea.



Inference:

How was Yoori brave?


She stood up to the mean boy. She helped with a secret mission.



Evaluate:

How is Yoori like a sunflower?

She stood strong and tall when she talked to the mean boy.




Recall:

What made the mean boy change his mind?

He realized that North Korean children are hungry and have to eat bark and grass.






Apply/Compare/Contrast

How are North and South Korea different?

The people in North Korea are hungry and controlled by the government. The people in the South have freedom and food.



Apply/Compare/Contrast

The author compares filling the balloon with air like what animal?


A snake.



Define/Evaluate

What did Yoori mean when she said, “I am a little grain of rice”?


She is tiny like rice. How can she help when she is small?



Recall:

Two hundred balloons creep over the mountains like what? What are they fighting?

They creep like Ninjas. They are fighting hunger.



Recall:

Why did Yoori’s appa escape out of North Korea?

He was starving.

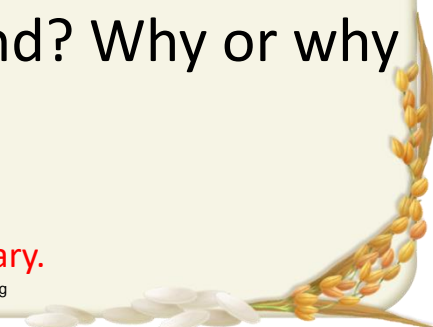



Evaluate:

Do you think the rice was found? Why or why not?

Answers will vary.

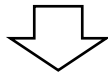
© 2018 Tina Cho, Keum Jin Song





Rice from Heaven

beginning



middle



end

I can compare & contrast.

Name _____

Rice from Heaven

--	--

I can write an informative paragraph.

Name _____

Fact 1

Fact 2

Fact 3




Map of Korea

Name _____




I can retell the story.


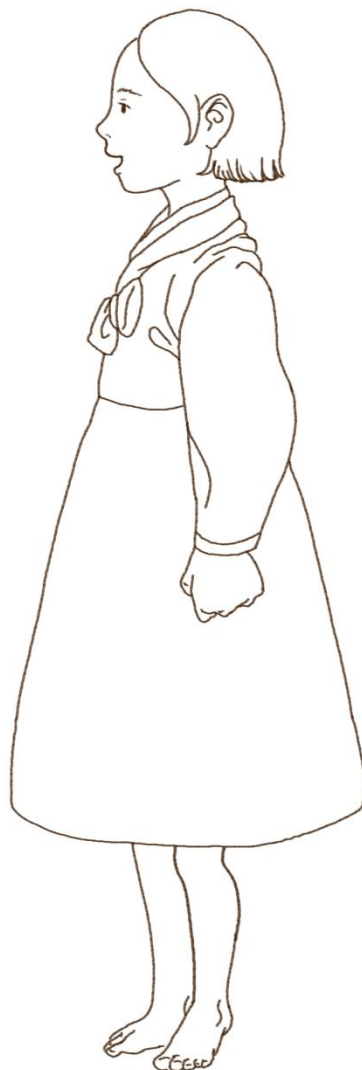
Name _____



I can retell the story.

Name Answer Key






Rice from Heaven: The Secret Mission to Feed North Koreans
by Tina Cho, illustrated by Keum Jin Song,
Little Bee Books/Bonnier Publishing USA 2018
tinamcho.com

© 2018 Tina Cho,
Keum Jin Song

Rice from Heaven Craft



This craft was developed by my friend Laura Baker Mun. Ahead of time, teachers need to prep the bags by blowing air into them and tying them quickly. Students can draw a picture and write about what they would want to send in a balloon to North Korea. See printable labels on the next page. One school hung the balloon bags from the ceiling!



Rice from Heaven
By Tina Cho

Rice from Heaven
By Tina Cho

Rice from Heaven
By Tina Cho

Rice from Heaven
By Tina Cho

Rice from Heaven
By Tina Cho

Rice from Heaven
By Tina Cho

Rice from Heaven
By Tina Cho

Rice from Heaven
By Tina Cho

Rice from Heaven
By Tina Cho

Rice from Heaven
By Tina Cho

Rice from Heaven
By Tina Cho

Rice from Heaven
By Tina Cho

Rice from Heaven
By Tina Cho

Rice from Heaven
By Tina Cho

Rice from Heaven
By Tina Cho

Rice from Heaven
By Tina Cho

Rice from Heaven
By Tina Cho

Rice from Heaven
By Tina Cho

Rice from Heaven
By Tina Cho

Rice from Heaven
By Tina Cho

Rice from Heaven
By Tina Cho

Rice from Heaven
By Tina Cho

Rice from Heaven
By Tina Cho

Rice from Heaven
By Tina Cho

Rice from Heaven
By Tina Cho

Rice from Heaven
By Tina Cho

Rice from Heaven
By Tina Cho

Rice from Heaven
By Tina Cho

Rice from Heaven
By Tina Cho

Rice from Heaven
By Tina Cho

Rice from Heaven
By Tina Cho

Rice from Heaven
By Tina Cho

Rice from Heaven
By Tina Cho

Rice from Heaven
By Tina Cho

Rice from Heaven
By Tina Cho

Rice from Heaven
By Tina Cho

What I would send to the
North Korean people

What I would send to the
North Korean people

What I would send to the
North Korean people

What I would send to the
North Korean people

What I would send to the
North Korean people

What I would send to the
North Korean people

What I would send to the
North Korean people

What I would send to the
North Korean people

What I would send to the
North Korean people

What I would send to the
North Korean people

What I would send to the
North Korean people

What I would send to the
North Korean people

What I would send to the
North Korean people

What I would send to the
North Korean people

What I would send to the
North Korean people

What I would send to the
North Korean people

What I would send to the
North Korean people

What I would send to the
North Korean people

What I would send to the
North Korean people

What I would send to the
North Korean people

What I would send to the
North Korean people
